

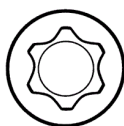


Anziehvorschrift Zylinderkopf**Tightening Instructions for Cylinder Head****Instructions de serrage pour culasse****Prescripciones de apriete para culatas****722.503**passend für / suitable for
adaptable à / adaptable a**Das Original**Schraubenkopf / Head shape Anziehreihenfolge/Tightening sequence/Ordre de serrage/Orden de apriete
Tête de vis / Cabeza de tornillo

T60, T50



E12

426.890
M9 M10 M11Anziehen/
Tightening/
Serrage/
Apriete

- M11/M10x173: 30 Nm
- M9x30/M9x70:22 Nm
- M11/M10: 90°
- M11/M10: 180°

Zeichenerklärung / Explanations / Explication / Explicacion

	neue Zylinderkopf-schrauben verwenden	use new cylinder head bolts	utiliser des vis neuves	emplar tornillos nuevos
*	Warmlauf (80°C)	warm up time (80°C)	chauffage (80°C)	calentamiento (80°C)
	Schrauben einzeln lösen und wieder anziehen	loosen and tighten each bolt	deserrer et serrer vis par vis	aflojar y apretar tornillo a tornillo
●	Setzzeit	relaxation time	durée de tassement	tiempo de espera
➤	Drehwinkel	torque angle	angle de serrage	ángulo de giro

Motortyp / Engine type / Type de moteur / Tipo de motor

Mot. N20/N26 B20 ÷1,0mm (+0,3) 02/16>>

F20/F21 125i F22 220i,228i

F30/F31/F34/F35 320i,iX, 328i,iX

F32/F33 420i,iX, 428i,iX

F07/F10/F11/F18 520i, 528i,iX

E84 X1 16i, 20i,iX, 28i,iX

F25 X3 20iX, 28iX

E89 Z4 18i, 20i, 28i

Elring-Serviceteam

Fon +49 7123 724 799

Fax +49 7123 724 798

service@elring.de

24/11/12

722.503