

NOTICE

RIDE HEIGHT SENSORS INSTALLATION ORIENTATION


Please take a moment to review these installation instructions before you begin to install these components on your vehicle. The removal and installation of air suspension products should only be performed by a fully qualified, ASE Certified, professional.

It is equally important to be aware of all necessary safety measures while installing your new Air Suspension System. This includes proper lifting and immobilizing of the vehicle and isolation of any stored energy to prevent personal injury or property damage.


Reading this manual signifies your agreement to the terms of the general release, waiver of liability, and hold harmless agreement, the full text of which is available at www.arnottinc.com.




THESE IMAGES ILLUSTRATE PROPERLY INSTALLED RIDE HEIGHT SENSORS AND ARE FOR ILLUSTRATIONAL PURPOSES ONLY
RIDE HEIGHT SENSOR LOOK AND ORIENTATION WILL VARY BY VEHICLE



EXAMPLE ONLY



EXAMPLE ONLY



EXAMPLE ONLY



EXAMPLE ONLY

Arnott[®] is committed to the quality of its products. If you have a question or problem with any Arnott product, please contact Arnott by calling **800-251-8993** during normal business hours or email techassistance@arnottinc.com.
(In the EU please call +31 (0)73 7850 580 or email info@arnotteurope.com)