




## WARNING



**ENSURE THE SPRING IS SEATED IN ITS UPPER AND LOWER MOUNTING POINTS PRIOR TO APPLYING AIR PRESSURE**

**FAILURE TO PROPERLY SEAT THE SPRING MAY LEAD TO COMPONENT DAMAGE AND VOID WARRANTY**

### EXAMPLE OF IMPROPER INSTALLATION



# Arnott™

## Suspension Products

### Arnott US Business Office:

[www.arnottinc.com](http://www.arnottinc.com)

100 Sea Ray Drive  
Merritt Island, FL 32953

**Call:** 800.251.8993

321.868.3016

**Fax:** 321.868.3703

**Email:** [techassistance@arnottinc.com](mailto:techassistance@arnottinc.com)

### Arnott Europe Business Office:

[www.arnotteurope.com](http://www.arnotteurope.com)

Docterskampstraat 1E/1F, 3  
5222 AM 's-Hertogenbosch (NL)

**NL Phone:** +31 73 7850 580

**DE Phone:** +31 85 2087 438


**UK Phone:** +44 203 3186 124

**BE Phone:** +32 258 846 90

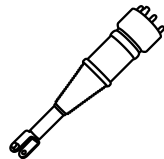
**ES Phone:** +34 91 901 10 56

**FR Phone:** +32 78 48 46 93

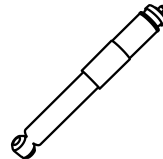
**Email:** [info@arnotteurope.com](mailto:info@arnotteurope.com)



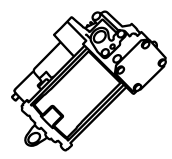
Air Springs



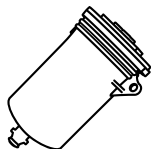
Struts




Shocks



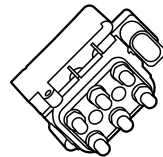
Compressors



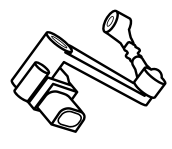
Dryers



Coil Spring  
Conversion Kits



Valve Blocks



Ride Height  
Sensors